

LESSON FOUR 7TH CHORDS- CHORD SHELLS/LH VOICING PG. 6,7

Before introducing the formulas look at the scale degrees for the major, dominant, minor 7th, and dim 7th chords.

C^{maj}7



C7



Cm7



Cdim7



With the notes numbered and identified we can look at the formulas. There are formulas for the VOICINGS of the LEFT HAND and RIGHT HAND. I'll introduce a common LEFT HAND formula.

FORMULA - As a general rule play the 7th with the thumb.

LH RH

1-7



I'm going to borrow a chart that is free to share from Jazz Edge found in the Piano Success Playbook.

In the chart, study the 7ths vertically. The 7th chords have been reduced and only the shell of the chord is left. The 5th is entirely omitted while the 3rd is played in the RH. The VOICING omits the 5th because it is unessential to the harmony and the ear does a good job interpreting the function of the chord without it.

7th Chords & Chord Shells

maj C^{Δ7} **dom** C⁷ **min** C⁻⁷ **dim** C^{o7}

1, 3, 5, 7 1, 3, 5, ♭7 1, ♭3, 5, ♭7 1, ♭3, ♭5, ♭♭7

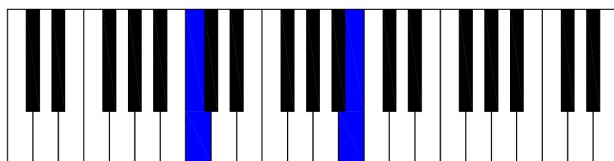
LH VOICING

1-7

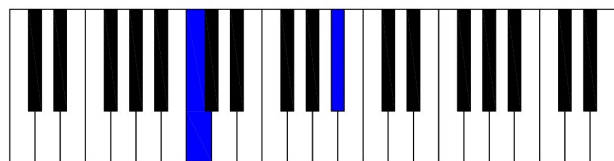
R7 chord shells

Practice the LH 1-7 voicing from notation and the keyboard illustrations:

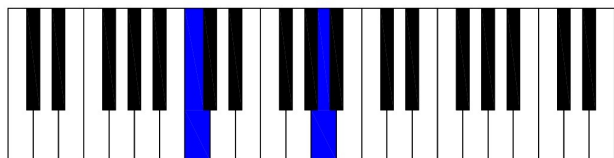
C^{maj7} C⁷ and C^{m7} C^{dim7}



C^{maj7}



C⁷ and C^{m7}



C^{dim7}